




# HOW TO JOIN THE PRIORITY PASS MEMBERSHIP

Scotiabank and American Express welcome and invite you to relax in more than 1,200 VIP lounges at airports across 130 countries around the world.

To register and have access to all Priority Pass benefits, follow the step-by-step process below:

1  
STEP

Go to  
<https://prioritypass.com/amex-scotiabank-Caribbean>



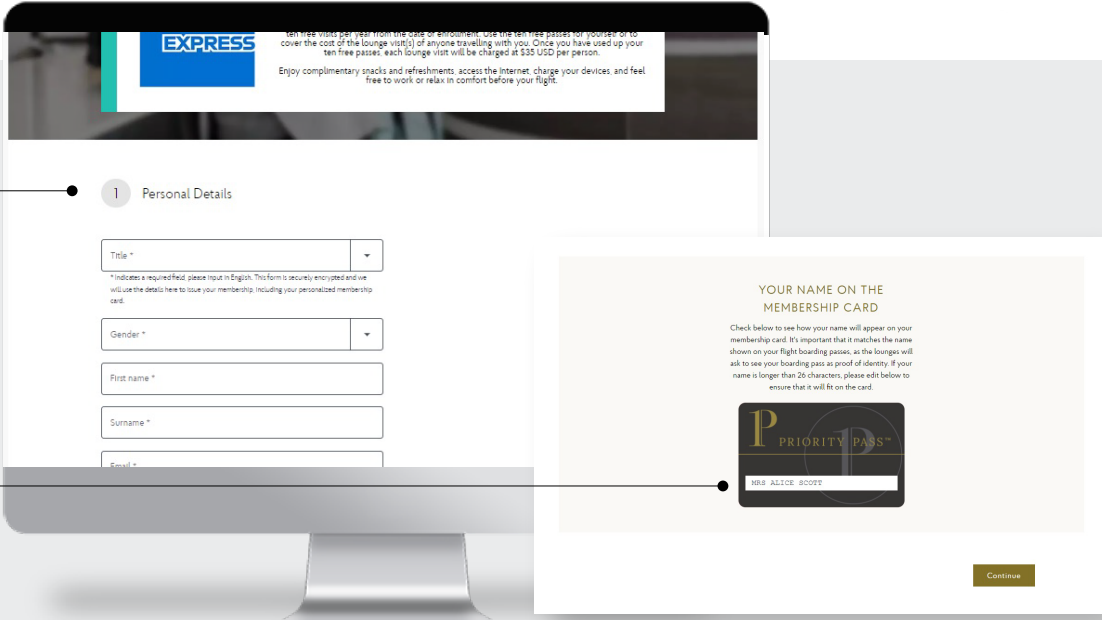
2  
STEP

Enter your card numbers  
in the space provided.  
Are you in? If so, let's get started.



3  
STEP

Enter or choose your  
country of residence.  
  
Then, you will be  
welcomed to your  
membership.

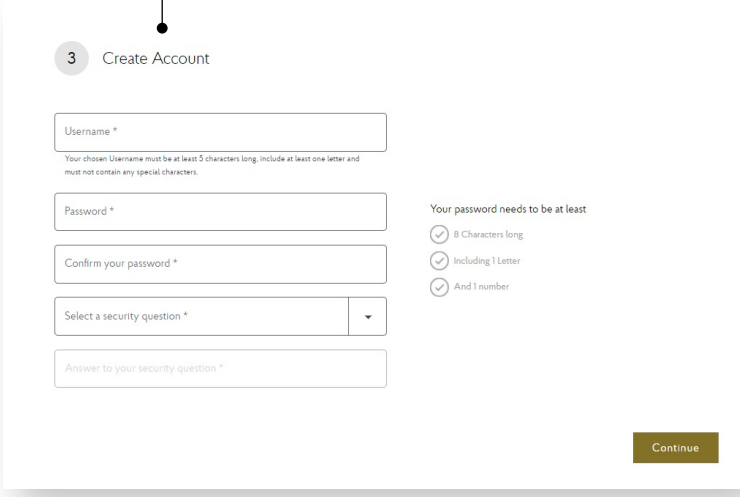


4  
STEP

Provide your personal  
details in the spaces  
provided.  
  
After entering your  
personal details, check  
how your name will appear  
on your membership card.  
Please verify your name is  
well-written.

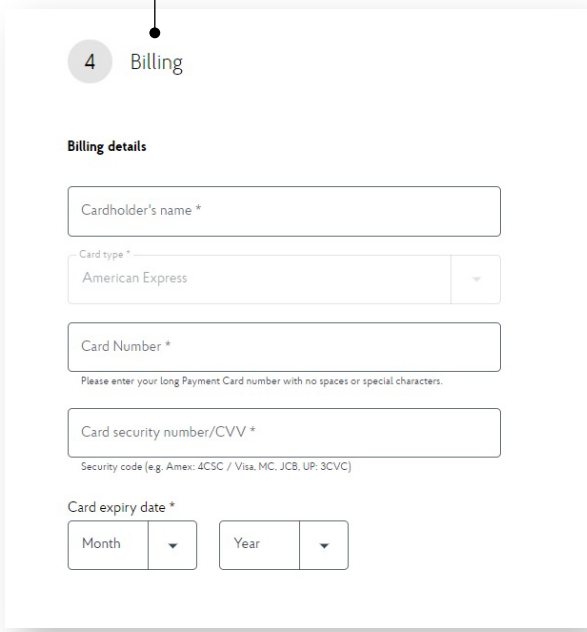
5  
STEP

Create your account with  
a username and password.  
Take into account the rules  
and amount of characters  
required.



6  
STEP

Enter your Scotiabank  
Platinum Card® details.



7  
STEP

Read and accept the membership declaration.  
**Your account is created.**  
You are now able to find out and learn more  
about all lounges directly from your account.



Visit <https://www.experiences.global/en> to find out  
more about the amenities and benefits included when  
traveling on business or for pleasure.

American Express is a registered trademark of American Express. This Card is issued by Scotiabank pursuant to a license from American Express.